



# USER MANUAL

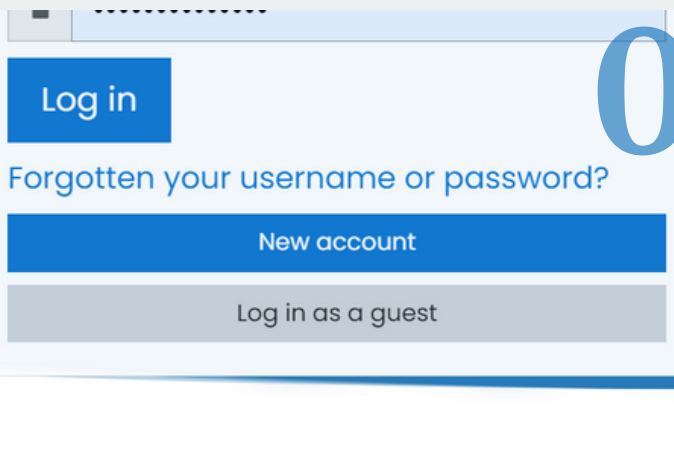
VAEIE E-LEARNING & COMMUNITY

# VAEIE E-LEARNING

<https://vaeie.eu/ecourses/>

## SIGN UP

01

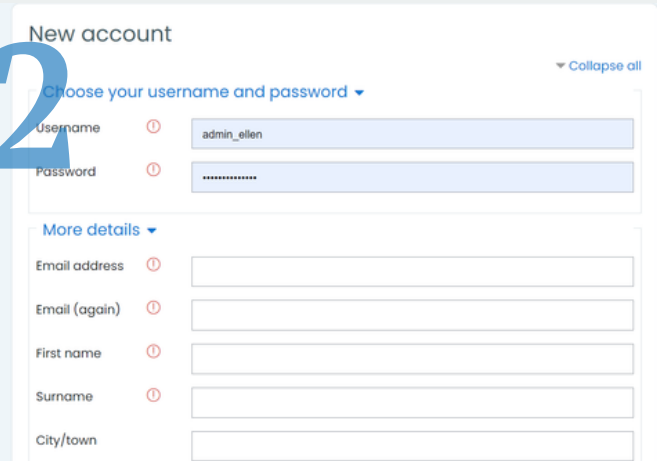


A screenshot of the Vaeie login page. It features a blue header with the 'VAEIE E-LEARNING' logo. Below the header, there is a 'Log in' button in blue. Underneath the button, there is a link 'Forgotten your username or password?'. Below that, there is a 'New account' button in blue. At the bottom, there is a 'Log in as a guest' button in grey.

Click on the button 'New account'.

02

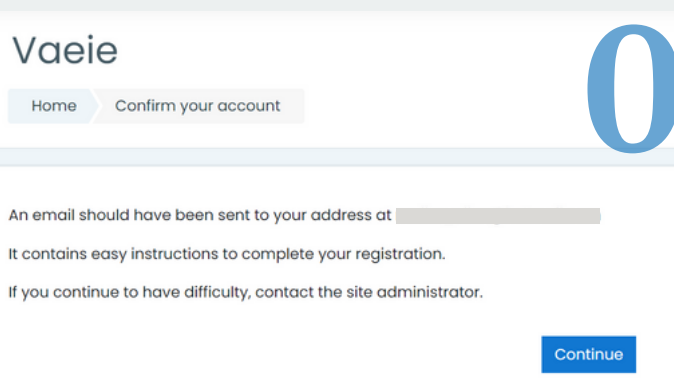
Fill in your details and click on the button 'Create my new account'.



A screenshot of the 'New account' registration form. The form is titled 'New account' and has a 'Collapse all' link. It contains a section 'Choose your username and password' with fields for 'Username' (containing 'admin\_ellen') and 'Password' (containing '\*\*\*\*\*'). Below this is a 'More details' section with fields for 'Email address', 'Email (again)', 'First name', 'Surname', and 'City/town'.

03

You will receive a message stating that an activation e-mail has been sent to your e-mail address.



A screenshot of the 'Confirm your account' page. It features a blue header with the 'Vaeie' logo. Below the header, there is a 'Home' button in grey and a 'Confirm your account' button in blue. Below the buttons, there is a message: 'An email should have been sent to your address at [redacted]'. It contains easy instructions to complete your registration. If you continue to have difficulty, contact the site administrator. At the bottom, there is a 'Continue' button in blue.

Hi [redacted]

A new account has been requested at 'Vaeie' using your email address.

To confirm your new account, please go to this web address:

<https://vaeie.eu/ecourses/login/confirm.php?data=bWDuivcE3aAaCOg/ellen-te>

In most mail programs, this should appear as a blue link which you can just click on. If that doesn't work, then cut and paste the address into the address line at the top of your web browser window.

If you need help, please contact the site administrator,

Admin User

## 04 Open your mailbox and look for the mail from admin vaeie.

Please note that sometimes the mail arrives in your spam folder.

**Follow the instructions in the e-mail to confirm your account.**

Hi [redacted]

A new account has been requested at 'Vaeie' using your email address.

To confirm your new account, please go to this web address:

<https://vaeie.eu/ecourses/login/confirm.php?data=bWDuivcE3aAaCOg/ellen-test>

In most mail programs, this should appear as a blue link which you can just click on. If that doesn't work, then cut and paste the address into the address line at the top of your web browser window.

If you need help, please contact the site administrator,

Admin User

## 05

## 06 You will receive a confirmation message. Your account is now active.

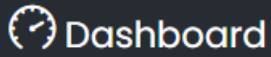
Your registration has been confirmed

Thanks, [redacted]

Your registration has been confirmed

Continue

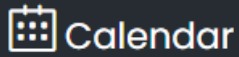
# ENROL IN A COURSE



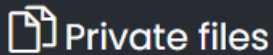
Dashboard



Site home



Calendar



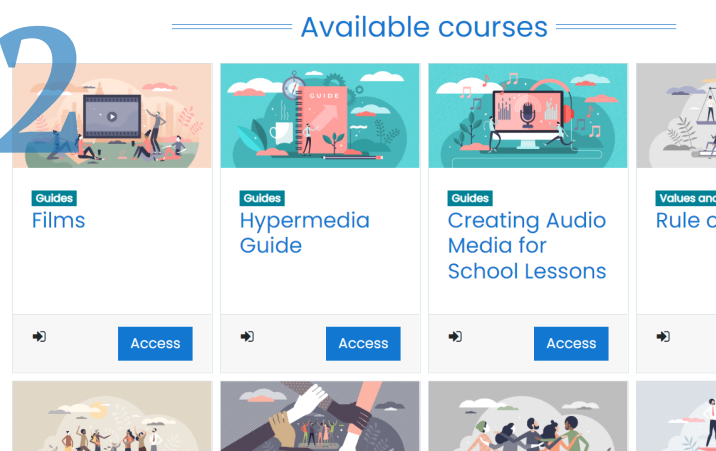
Private files

01

Click on the menu item 'Site home'.

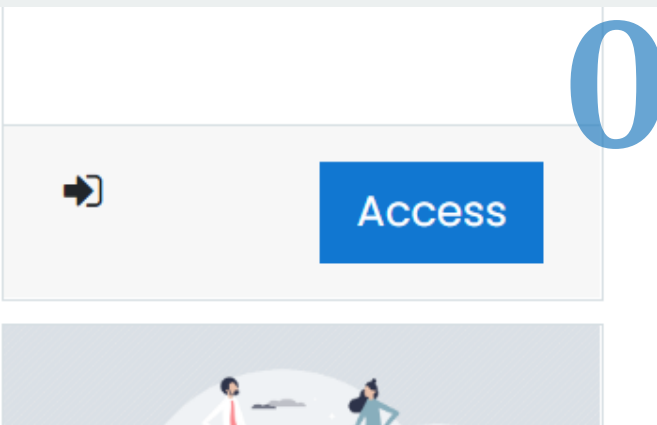
Choose the course you wish to enrol for from the course overview.

02



03

Click on the button 'Access'.



Click on the button 'Enrol me'.

04

[Self enrolment \(Student\)](#)

No enrolment key required.

Enrol me

05

You are now  
enroled in the  
course.

You are enrolled in the course.

English lesson plans

## FOLLOW A COURSE

### Rule of Law



Dashboard

My courses

Rule of Law

- English lesson plans
- Deutsche Unterrichtspläne
- Planuri de lecții de română
- Piani di lezione di italiano
- Türkçe ders planları
- Nederlandse lesplannen

Your progress?



#### Lesson plans

Get inspiration by reading and possibly using the lesson ideas from the consortium.

### 1. Rule of Law, right and duty

- 1.1 Introduction
- 1.2 History of concept
- 1.3 Definition of concept and definitions of related concepts, terminology
- 1.4 Organizations promoting and assuring the rule of law
- 1.5 Rule of law and its relation with economics
- Bibliography



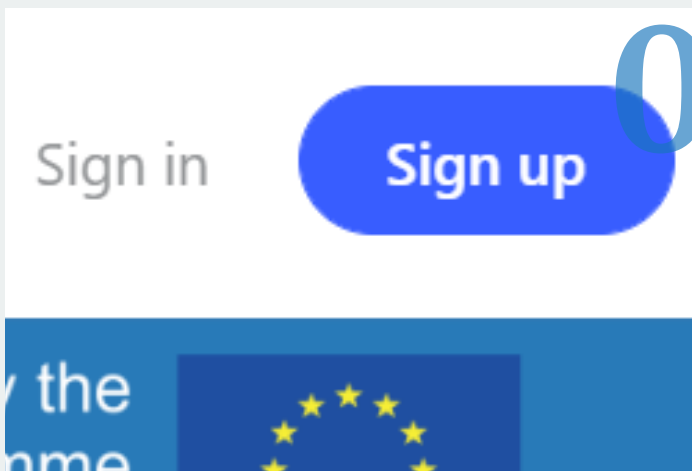
#### Course content

Learn more about European values (with corresponding guides) by clicking on the lessons. You will get more information through text and multimedia.

# VAEIE COMMUNITY

<https://vaeie.eu/>

## SIGN UP




01

Click on the button 'Sign up'.

Fill in your details and click on the button 'Create account'.

02

A screenshot of the VAEIE 'Create an Account' form. The form is titled 'Create an Account' and has a link 'or sign in'. Below the title, there is a small text '[peepso\_register]'. The form contains several input fields: 'Email' (with the value 'admin\_ellen'), 'Confirm Email', and 'Password' (with a masked password '\*\*\*\*\*'). Below the password field, there is a green bar indicating 'Strong' password strength. At the bottom, there is a CAPTCHA question: 'Please enter an answer in digits: sixteen + twenty ='.

03

You will receive a message stating that an activation e-mail has been sent to your e-mail address.



Thanks for registering!

To complete the activation of your account, go to the following link:  
<https://vaeie.eu/en/activate/AVY25HitUa41hXc4rSmYE64jIAEQS2Uh/>

© 2022 VAEIE

If you don't want to receive these emails in the future, please [unsubscribe](#).

## 04 Open your mailbox and look for the mail from vaeie.

Please note that sometimes the mail arrives in your spam folder.

Click on the button 'Activate'.

## 05

### Activate Your Account

Please provide a valid activation key.

Activation Key:

AVY25HitUa41hXc4rSmYE64jIAEQS2Uh

Activate



### Account Activated



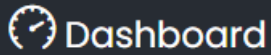
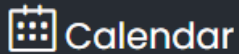
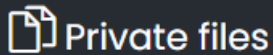
Your account is now active!

Your account was activated successfully! You can now log in with the username and password you provided when you signed up.

[Log In](#)

## 06 You will receive a confirmation message. Your account is now active.

# ENROL IN A COURSE

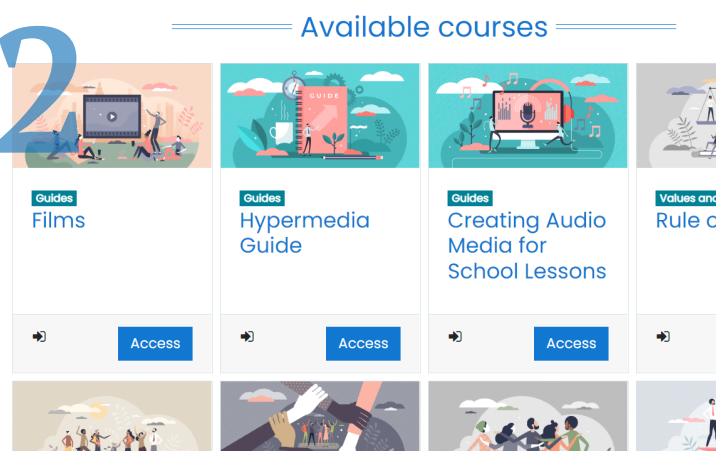
 Dashboard Site home Calendar Private files

01

Click on the menu item 'Site home'.

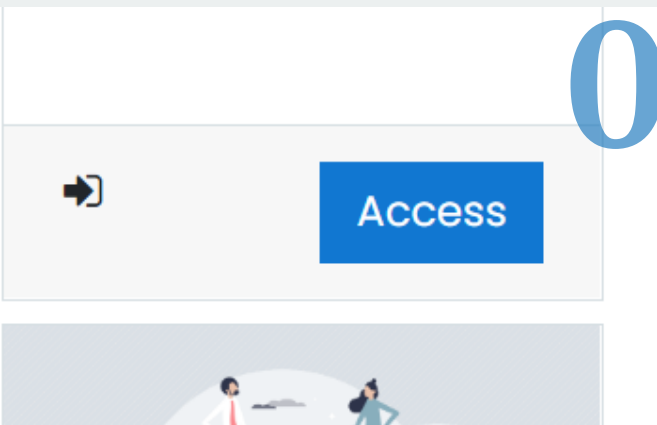
Choose the course you wish to enrol for from the course overview.

02



03

Click on the button 'Access'.



Click on the button 'Enrol me'.

04

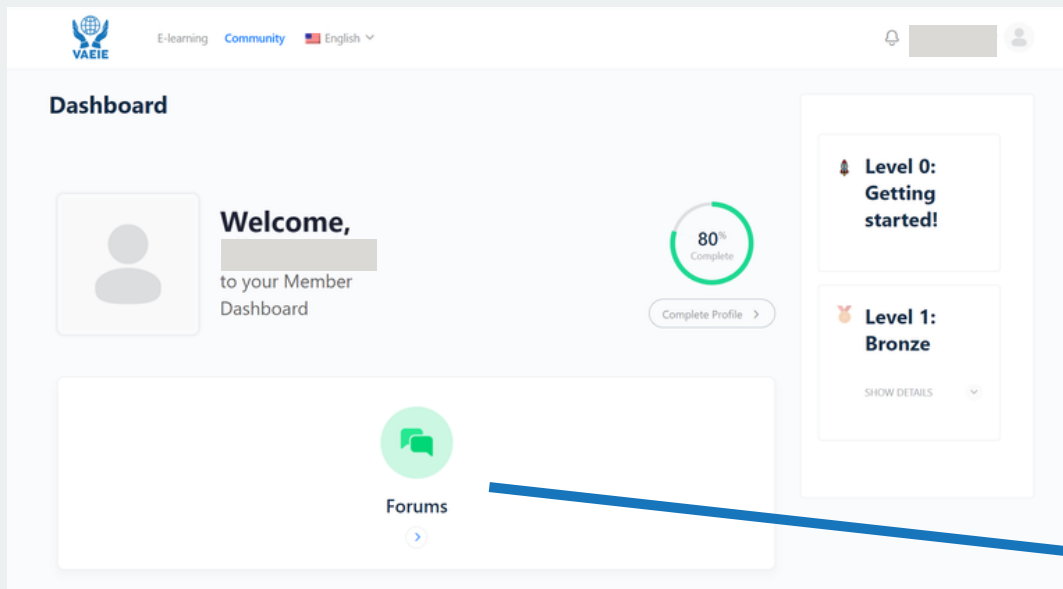
[Self enrolment \(Student\)](#).

No enrolment key required.

Enrol me



# COMMUNITY



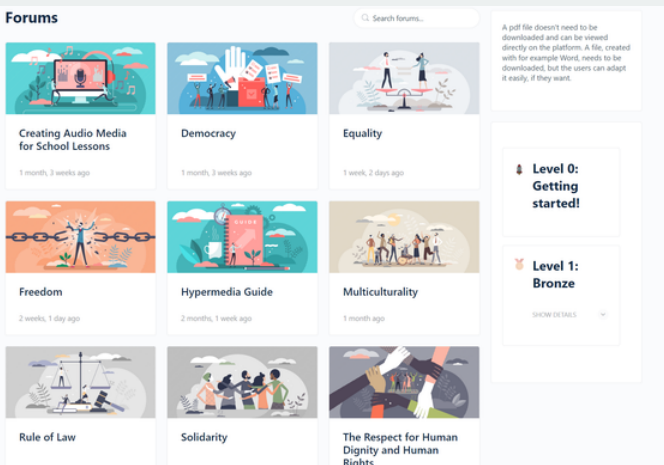
## Badges

Earn a level (getting started - bronze - silver - gold) by interacting in the community.

## Forums

Get in touch with teachers or educators from different European countries. In the forums, you can discuss course content, ask questions, share good practices, etc.

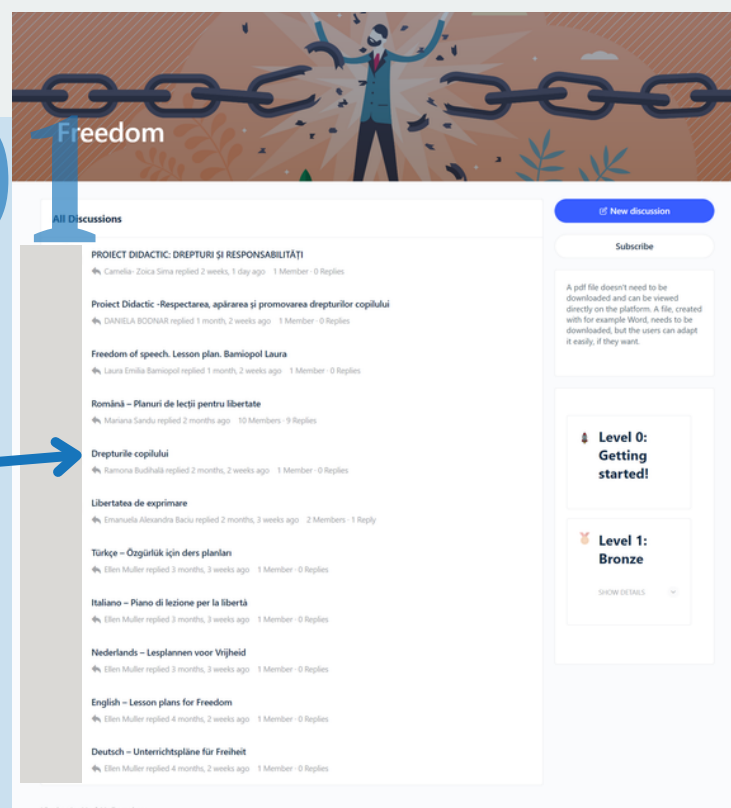
# USE THE FORUMS

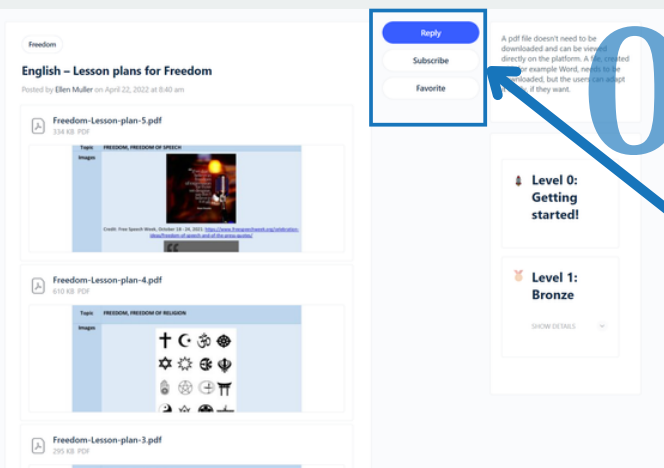


Choose a forum in the forums overview.

# READ AN EXISTING DISCUSSION

Click on a discussion.






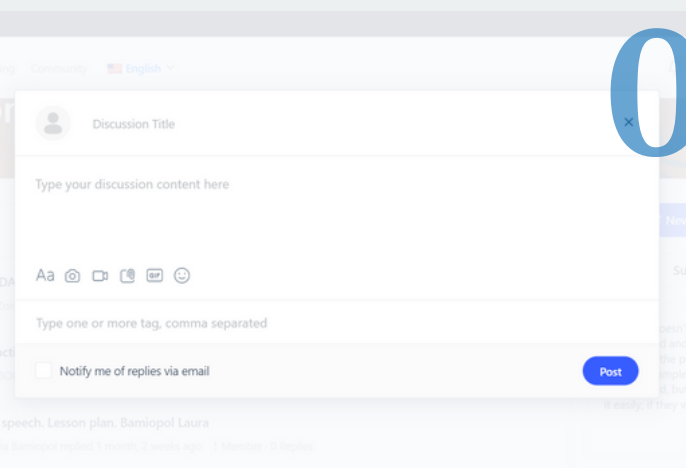
**02** Read the discussion topic. You can reply, subscribe and favorite this topic with the corresponding buttons.

## CREATE A NEW DISCUSSION

**01** Click on the button 'New discussion'.

 New discussion

Subscribe




**02** Fill in the details of the discussion topic and click on the button 'Post'.

## SUBSCRIBE TO A FORUM

**04** Click on the button 'Subscribe'.

If you want to unsubscribe to a forum, you can click on the button 'Unsubscribe'.

 New discussion

Subscribe